RIVERSONG

Motive 5 Pro
USER MANUAL
Before using this product, please read this manual carefully. Keep this manual for future reference.

封面

料号：07.SW52.00301-13
SW52（Motive 5 Pro）说明书（英希罗语），
材质:80g铜版纸,单黑双面印刷,不过胶,
骑马打钉,成型尺寸:80*45mm

目录

CONTENTS

English ----------1-6 EN
Ελληνικά ----------7-12 GR
România ----------13-18 RO

1. Appearance

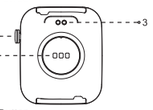

①-Power Button
②-Heart Rate Sensor
③-Charging contacts

Power Button:
Press and hold the power button to turn on the watch. If the watch cannot be turned on, please charge it and then try again.

2.Charging

Make sure that you're using the Charging Cable that came with your Watch.
Please use a power adapter with the rated output of 5V/1A to charge your watch.
It takes 2 hours for the smartwatch to get fully charged.

3.Wearing the Watch

In general, it's always important to give your wrist a break on a regular basis by removing your watch for around an hour after extended wear. We recommend removing your watch while you shower.

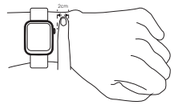

4.Pairing the Watch
Download APP

Scan the QR code or search "Riversongfit Epoch" in Google Play/ Apple Store to download the APP, pay attention to the phone pop-up box and tap "Agree" to give the permissions to the APP when installing; After install the app, register and log in account according to a series of instructions.

RiversongFit-Epoch

(Android 5,1 and above or iOS 12,0 and above)

Connection and Pairing

Open Riversongfit Epoch APP>device>add device> choose "Motive 5 Pro" in the search list> confirm the connection on your device >agree to the apps permissions .

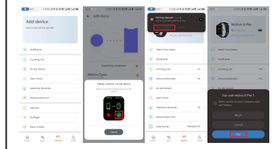

Note: Keep your device and phone close together, and your device has not been paired by another user or phone.
If the connection is successful, the Bluetooth icon of the watch will light up blue icon

5. Unbind device

Open APP>device>Unpair> confirm> go to the Bluetooth settings of the iphone>click "Ignore this device".

6. Function introduction
Add watch faces

Wake up the device, and press and hold the watch face to enter the watch face selection page, where you can choose other watch faces

Notifications and App alerts

Keep the watch connected to your phone, open the app, go to Device >Notification, and enable alerts for apps as needed.

Note:
To enable this feature on an phone, you need to add the Riversongfit Epoch app to the allow list or auto-run list in the phone's background so that the app always runs in the background. If the app is terminated by the phone's background process, the watch will be disconnected from your phone, and you cannot receive app notifications on the watch.

Sports:
Enter the sports mode (running, walking, cycling, mountain climbing, indoor running) selection interface, and click again to start the corresponding sports mode

Activity:
count the step counting data of the day. Click up to view the step number record, clear the data at 00:00 a.m, or view it on app. App can set the step number of a day to reach the standard value. When the set step number is reached, the watch will be prompted to meet the standard.

Sleep monitoring:
Sleep quality has an important impact on human health.
When you are wearing the device while sleeping, it will automatically record sleep information. And you can view sleep duration, deep sleep, light sleep and other data

Sedentary reminder:
set the sedentary time. When the time comes, the watch will have a vibration reminder, and the interface will have a prompt icon

Heart rate/Blood oxygen monitoring:

Heart rate/Blood oxygen is an important indicator of physical condition. Highly-frequent Heart rate/ Blood oxygen measurement helps capture more physical condition changes and provide a reference for a healthy lifestyle, stick the watch close to the wrist and the best wearing position is above the wrist bone and arm. The Heart rate/Blood oxygen value can be measured.

7. CE RoHS DECLARATION

We, at Riversong, take our social responsibility seriously and are committed to the cause of saving our environment. It is in keeping with these commitments that we are proud to state that Riversong smartwatch has got RoHS and CE certification.

RoHS CE

Symbol description

	Direct current
CE	Conformity with all relevant EC Directive requirements
	Waste electrical products should not be disposed of with house hold waste. Please recycle where facilities exist. Check with your Local Authority or local store for recycling advice.

8. CAUTION

1.This device is equipped with a built-in battery that cannot be removed or replaced. Do not disassemble or modify the battery by yourself.
2.Disposal of a battery into fire or a hot oven, or mechanically crushing or cutting of a battery, can result in an explosion.
3.Leaving a battery in an extremely high temperature surrounding environment can result in an explosion or the leakage of flammable liquid or gas.
4.A battery subjected to extremely low air pressure may result in an explosion or the leakage of flammable liquid or gas.
5.Do not allow children or pets to bite or swallow the product or its accessories, as this may cause injury.

9.SPECIFICATION

Product Name: Motive 5 Pro
Model: SW52
Case material:Aluminium alloy +2.5D Tempered glass
Display: 1.83" TFT
Charging requirement: DC 5V /1A
Charging time: 2 hours
Typical Usage Time: 7-10 days
Water resistance rating: 3ATM
BLE:Frequency Range: 2402MHZ-2480MHZ,
Transmit Power: 5.26dBm

Please check our website for more information:
www.riversongtech.com

1. Εμφάνιση

①-Κουμπί λειτουργίας
②-Αισθητήρας καρδιακών παλμών
③-Φόρτιση επαφών

Κουμπί λειτουργίας:
Πατήστε παρατεταμένα το κουμπί λειτουργίας για να ενεργοποιήσετε το ρολόι. Εάν το ρολόι δεν μπορεί να ενεργοποιηθεί, φορτίστε το και δοκιμάστε ξανά.

2.Φόρτιση

Βεβαιωθείτε ότι χρησιμοποιείτε το καλώδιο ασύρματης φόρτισης που συνοδεύει το ρολόι σας.
Χρησιμοποιήστε φορτιστή με ονομαστική έξοδο 5V/1A για να φορτίσετε το ρολόι σας.
Χρειάζονται 2 ώρες για να φορτιστεί πλήρως το smartwatch.

3.Φορώντας το ρολόι

Γενικά, είναι πάντα σημαντικό να δίνετε στον καρπό σας ένα διάλειμμα σε τακτική βάση, αφαιρώντας το ρολόι σας για περίπου μία ώρα μετά από παρατεταμένη χρήση. Συνιστούμε να αφαιρείτε το ρολόι σας ενώ κάνετε ντους.

4.Σύζευξη του ρολογιού
Λήψη APP

Σαρώστε τον κωδικό QR ή αναζητήστε το "Riversongfit Epoch" στο Google Play/apple store για να πραγματοποιήσετε λήψη της εφαρμογής. Δώστε προσοχή στο αναδυόμενο παράθυρο του τηλεφώνου και πατήστε "Συμφωνώ" για να δώσετε τα δικαιώματα στην εφαρμογή κατά την εγκατάσταση. Μετά την εγκατάσταση της εφαρμογής, εγγραφείτε και συνδεθείτε στο λογαριασμό σας σύμφωνα με μια σειρά οδηγιών.

RiversongFit-Epoch

(Android 5.1 και νεότερη έκδοση ή iOS 12.0 και νεότερη έκδοση)

Σύνδεση και σύζευξη

Ανοίξτε APP>συσκευή>προσθήκη συσκευής> επιλέξτε "Motive 5 Pro" στη λίστα αναζήτησης> επιβεβαιώστε τη σύνδεση στη συσκευή σας > συμφωνήστε με τις άδειες εφαρμογών

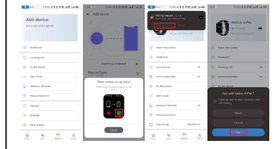

Σημείωση: Κρατήστε τη συσκευή και το τηλέφωνό σας κοντά μεταξύ τους και η συσκευή σας δεν έχει αντιστοιχιστεί από άλλο χρήστη ή τηλέφωνο.
Εάν η σύνδεση είναι επιτυχής, το εικονίδιο Bluetooth του ρολογιού θα ανάψει μπλε εικονίδιο

5.Αποσύνδεση συσκευής

Ανοίξτε APP>συσκευή> Αποσύζευξη > επιβεβαίωση > μεταβείτε στις ρυθμίσεις Bluetooth του τηλεφώνου > κάντε κλικ στο "Ignore this device".

6. Εισαγωγή συνάρτησης
Προσθήκη προσώπεων

Αφυπνίστε τη συσκευή και πατήστε παρατεταμένα το ρολόι για να μεταβείτε στη σελίδα επιλογής προσώπεων ρολογιού, όπου μπορείτε να επιλέξετε άλλα πρόσωπα ρολογιού

Ειδοποιήσεις και App alerts

Διατηρήστε το ρολόι συνδεδεμένο με το τηλέφωνό σας, ανοίξτε την εφαρμογή, μεταβείτε στην επιλογή Συσκευής > Ειδοποίηση και ενεργοποιήστε τις ειδοποιήσεις για εφαρμογές όπως απαιτείται

Σημείωση:
Για να ενεργοποιήσετε αυτήν τη δυνατότητα σε ένα τηλέφωνο, πρέπει να προσθέσετε την εφαρμογή Riversongfit Epoch στη λίστα επιτρεπόμενων ή στη λίστα αυτόματης εκτέλεσης στο παρασκήνιο του τηλεφώνου, ώστε η εφαρμογή να εκτελείται πάντα στο παρασκήνιο. Εάν η εφαρμογή τερματιστεί από τη διαδικασία παρασκηνίου του τηλεφώνου, το ρολόι θα αποσυνδεθεί από το τηλέφωνό σας και δεν μπορείτε να λάβετε ειδοποιήσεις εφαρμογής στο ρολόι

Αθλητισμός:
Εισαγάγετε τη διεπαφή επιλογής λειτουργίας σπορ (τρέξιμο, περπάτημα, ποδηλασία, ορειβασία, τρέξιμο σε εσωτερικούς χώρους) και κάντε ξανά κλικ για να ξεκινήσετε την αντίστοιχη λειτουργία σπορ.

Δραστηριότητα:
μετρήστε τα δεδομένα μέτρησης βημάτων της ημέρας, κάντε κλικ για να δείτε την εγγραφή αριθμού βημάτων, να διαγράψετε τα δεδομένα στις 00:00 π.μ. ή να τα προβάλετε στην εφαρμογή. Η εφαρμογή μπορεί να ορίσει τον αριθμό βημάτων της ημέρας για να φτάσει την τυπική τιμή. Όταν επιτευχθεί ο καθορισμένος αριθμός βημάτος, το ρολόι θα σας προτρέψει να επιτευχθεί.

Παρακολούθηση ύπνου:
Η ποιότητα του ύπνου έχει σημαντικό αντίκτυπο στην ανθρώπινη υγεία.
Όταν φοράτε τη συσκευή ενώ κοιμάστε, θα καταγράφει αυτόματα πληροφορίες για τον ύπνο. Μπορείτε να δείτε τη διάρκεια του ύπνου, τον βαθύ ύπνο, τον ελαφρύ ύπνο και άλλα δεδομένα.

Υπενθύμιση για καθιστική ζωή:

ορίστε την ώρα της καθιστικής ζωής. Όταν έρθει η ώρα, το ρολόι θα έχει μια υπενθύμιση δόνησης και η διεπαφή θα έχει ένα εικονίδιο προτροπής

Καρδιακός ρυθμός/Παρακολούθηση οξυγόνου αίματος:
Καρδιακός ρυθμός/Το οξυγόνο του αίματος είναι ένας σημαντικός δείκτης της φυσικής κατάστασης. Η πολύ συχνή μέτρηση καρδιακών παλμών/ οξυγόνου αίματος βοηθά στην καταγραφή περισσότερων αλλαγών στη φυσική κατάσταση και παρέχει μια αναφορά για έναν υγιεινό τρόπο ζωής, κολλήστε το ρολόι κοντά στον καρπό και η καλύτερη θέση φοράς είναι πάνω από το οστό του καρπού και το χέρι. Μπορεί να μετρηθεί ο καρδιακός ρυθμός/η τιμή του οξυγόνου του αίματος.

7. ΔΗΛΩΣΗ CE RoHS

Εμείς, στη Riversong, λαμβάνουμε σοβαρά υπόψη την κοινωνική μας ευθύνη και δεσμευόμαστε στον σκοπό της σωτηρίας του περιβάλλοντος μας. Σύμφωνα με αυτές τις δεσμεύσεις, είμαστε περήφανοι που δηλώνουμε ότι το έξυπνο ρολόι Riversong διαθέτει πιστοποίηση RoHS και CE.

RoHS CE

Περιγραφή συμβόλου

	Συνεχές ρεύμα
CE	Συμμόρφωση με όλες τις σχετικές απαιτήσεις EC Directive
	Τα απόβλητα ηλεκτρικών προϊόντων δεν πρέπει να απορρίπτονται μαζί με τα οικιακά απορρίμματα. Ανακυκλώστε όπου υπάρχουν εγκαταστάσεις. Επικοινωνήστε με την Τοπική Αρχή ή το τοπικό σας κατάστημα για συμβουλές ανακύκλωσης.

8. ΠΡΟΣΟΧΗ

1. Αυτή η συσκευή είναι εξοπλισμένη με ενσωματωμένη μπαταρία που δεν μπορεί να αφαιρεθεί ή να αντικατασταθεί. Μην αποσυναρμολογείτε ή τροποποιείτε την μπαταρία μόνοι σας.
2. Η απόρριψη μιας μπαταρίας στη φωτιά ή σε ζεστό φούρνο, ή η μηχανική σύνθλιψη ή κοπή μιας μπαταρίας, μπορεί να οδηγήσει σε έκρηξη.
3. Αν αφήσετε μια μπαταρία σε περιβάλλον εξαιρετικά υψηλής θερμοκρασίας, μπορεί να οδηγήσει σε έκρηξη ή διαρροή εύφλεκτου υγρού ή αερίου.
4.Μια μπαταρία που υπόκειται σε εξαιρετικά χαμηλή πίεση αέρα μπορεί να οδηγήσει σε έκρηξη ή διαρροή εύφλεκτου υγρού ή αερίου.
5. Μην επιτρέπετε σε παιδιά ή κατοικίδια να δαγκώσουν ή να καταπιούν το προϊόν ή τα αξεσουάρ του, καθώς αυτό μπορεί να προκαλέσει τραυματισμό.

9.ΠΡΟΔΙΑΓΡΑΦΕΣ

Όνομα προϊόντος: Motive 5 Pro
Μοντέλο: SW52
Υλικό κάσας: Aluminium alloy +2,5D Tempered glass
Οθόνη: 1.83" TFT
Απαίτηση φόρτισης: DC 5V /1A
Απαίτηση φόρτισης: 2 hours
Typical Usage Time: 7-10 days
Water resistance rating: 3ATM
BLE: Εύρος Συχνοτήτων: 2402MHZ-2480MHz,
Ισχύς μετάδοσης: 5,26dBm

Ελέγξτε την ιστοσελίδα μας για περισσότερες πληροφορίες:
www.riversongtech.com

1. ASPECTUL

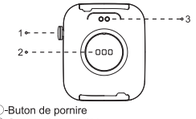

①-Buton de pornire
②-Senzor ritm cardiac
③-Contacte de încărcare

Butonul de pornire:
Apăsați și mențineți apăsat butonul de pornire pentru a porni ceasul. Dacă ceasul nu poate fi pornit, încărcați-l și apoi încercați din nou.

2. Încărcarea

Asigurați-vă că utilizați cablul de încărcare wireless al ceasului dumneavoastră.
Utilizați un încărcător cu ieșire nominală de 5V/1A pentru a încărca ceasul dumneavoastră.
Sunt necesare 2 ore pentru ca ceasul inteligent să se încarce complet.

3. Purtarea ceasului

●În general, este întotdeauna important să vă menajați încheietura în mod regulat, scoțându-vă ceasul timp de aproximativ o oră după purtare prelungită. Recomandăm să îndepărtați ceasul în timpul dușului.

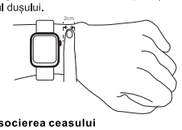

4. Asocierea ceasului
Descărcare aplicație

Scanați codul QR sau căutați "Riversongfit Epoch" în Google Play/apple store pentru a descărca aplicația. Fiți atenți la cutia pop-up a telefonului și apăsați "De acord" pentru a acorda permisiunea de instalare a aplicației.
După instalarea aplicației, înregistrați-vă și logați-vă pe cont conform instrucțiunilor.

RiversongFit-Epoch

(Android 5.1 și mai superior sau iOS 12.0 și mai superior)

CONEXIUNE ȘI CUPLARE

Deschideți aplicație>dispozitiv>adăugați dispozitiv, alegeți "Motive 5 Pro" în lista de căutare >confirmați conectarea pe dispozitivul dumneavoastră>de acord cu permisiunile aplicațiilor.

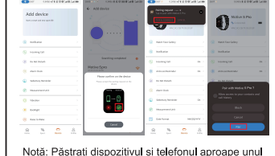

Notă: Păstrați dispozitivul și telefonul aproape unul de celălalt iar dispozitivul dumneavoastră să nu fie cuplat cu alt utilizator sau telefon.
Dacă conexiunea este reușită, pictograma Bluetooth a ceasului va aprinde o pictogramă albastră.

5.Decuplarea dispozitivului

Deschideți aplicație>dispozitiv>decuplați>mergeți la setările Bluetooth ale telefonului>apăsați "Ignoră acest dispozitiv".

6.Introducerea funcției
Adăugați fețete de ceas

Treziți dispozitivul și apăsați și mențineți apăsat cadranul ceasului pentru a accesa pagina de selecție a cadranului ceasului, unde puteți alege alte cadrane de ceas

Notificări și alerte pentru aplicații

Țineți ceasul conectat la telefonul dumneavoastră, deschideți aplicația, mergeți la Dispozitiv>Notificări și activați alertele pentru aplicații.

Notă:
Pentru a activa această caracteristică pe un telefon, trebuie să adăugați aplicația Riversongfit Epoch la lista de permisiuni sau să rulați automat o listă pe fundalul telefonului astfel încât aplicația să ruleze întotdeauna pe fundal. Dacă aplicația este finalizată de procesul de fundal al telefonului, ceasul se va deconecta de la telefonul dumneavoastră și nu veți putea primi notificări pentru aplicațiе pe ceas.

Sporturi:
Introduceți interfața de selecție a modulului sporturi (alergare, mers, ciclism, urcare pe munte, alergare în interior) și apăsați din nou pentru a porni modulul sporturi corespunzător.

Activitate:
numărați datele pașilor zilei, apăsați sus pentru a vedea recordul numărului de pași, ștergeți datele la 00:00 a.m. sau vizualizați-le în aplicație. Aplicația poate seta numărul de pași dintr-o zi pentru a ajunge la valoarea standard. Când se completează numărul de pași setați, ceasul va fi avertizat să îndeplinească standardul.

Monitorizarea somnului:
Calitatea somnului are un impact important asupra sănătății umane.
Când purtați dispozitivul în timpul somnului, acesta va înregistra automat informații în legătură cu somnul. Și puteți vizualiza durata somnului, somnul adânc, somnul ușor și alte date.

Memento sedentar:

setați timpul sedentar. Când va veni momentul, ceasul va avea un memento cu vibrație iar pe interfața va apărea o pictogramă de avertizare.

Monitorizare Ritm cardiac/Oxigen din sânge:
Ritmul cardiac/Oxigenul din sânge este un indicator important al stării de sănătate.
Măsurătorile foarte frecvente ale ritmului cardiac/oxigenului din sânge ajută la captarea mai multor schimbări ale stării de sănătate și oferă o referință pentru un stil de viață sănătos.
Lipiți ceasul aproape de încheietură, cea mai bună poziție fiind deasupra osului încheieturii și brațului.
Valoarea ritmului cardiac/oxigenului din sânge poate fi măsurată.

7.DECLARAȚIE CE RoHS

Noi, la Ricersong, ne luăm în serios responsabilitatea socială și ne angajăm în cauza de salvare a mediului. În conformitate cu aceste angajamente, suntem mândri să afirmăm că ceasul inteligent Riversong deține certificatele RoHS și CE.

RoHS CE

Descriere simbol

	Curent direct
CE	În conformitate cu toate cerințele relevante ale Directivei CE
	Deșeurile produselor electrice nu trebuie aruncate împreună cu deșeurile menajere. Vă rugăm să reciclați unde există facilități. Consultați-vă cu Autoritatea locală sau magazinul local pentru sfaturi de reciclare.

8. ATENȚIE

1.Acest dispozitiv este echipat cu o baterie încorporată care nu poate fi îndepărtată sau înlocuită. Nu dezasamblați sau modificați singur bateria.
2. Aruncarea unei baterii în foc sau într-un cuptor încins sau zdrobirea sau tăierea mecanică a bateriei poate duce la o explozie.
3. Lăsarea bateriei într-un mediu înconjurător cu temperatură extrem de ridicată poate duce la o explozie sau la scurgerea de lichid sau gaz inflamabil.
4.O baterie supusă unei presiuni extrem de scăzute a aerului poate duce la o explozie sau la scurgerea de lichid sau gaz inflamabil.
5. Nu permiteți copiilor sau animalelor de companie să muște sau să înghită produsul sau accesoriile acestuia, deoarece acest lucru poate cauza răniri.

9. SPECIFICAȚII

Numele produsului: Motive 5 Pro
Model: SW52
Material carcasă: Aluminium alloy +2.5D Sticla securizata
Ecran: 1.83" TFT
Cerințe de încărcare: DC 5V/1A
Timp încărcare: 2ore
Timp de utilizare tipic: 7-10 days
Rezistent la apă:: 3ATM
BLE: Interval de frecvență: 2402MHZ-2480MHz,
Putere de transmitere: 5.26dBm

Vă rugăm să consultați pagina noastră de web pentru mai multe informații:
www.riversongtech.com

www.riversongtech.com

RIVERSONG TECHNOLOGY CO.,LTD
Address: No. 1108 Tower B, Tian'an HighTech Plaza Phase 1, Futian District, Shenzhen, Guangdong
Official website: www.riversongtech.com

封底